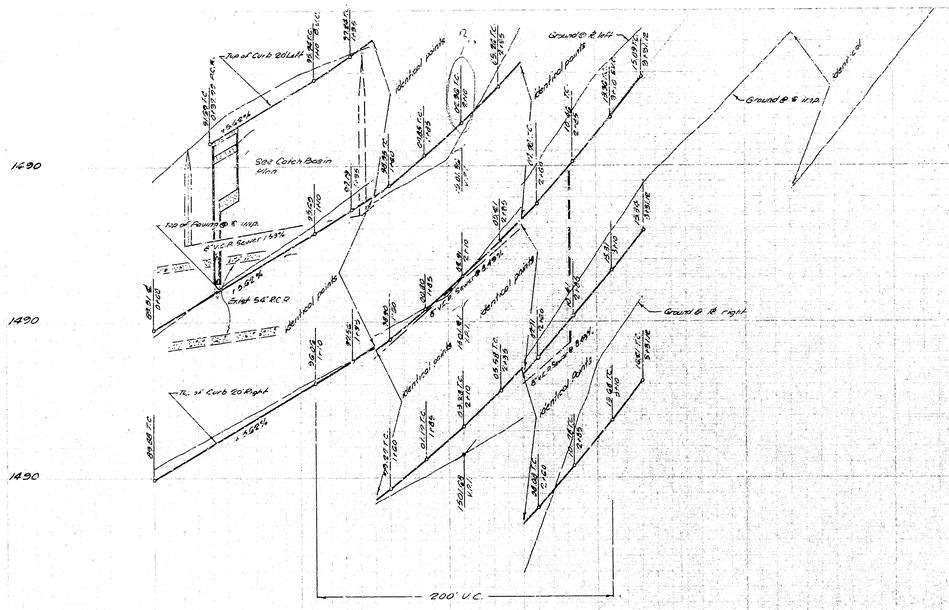

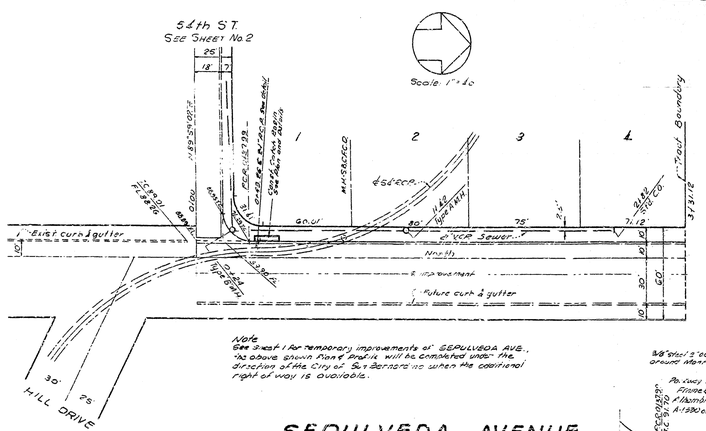

Note
See sheet 1 for temporary improvements of SEPULVEDA AVE., as above shown. Part of Street will be completed under the direction of the City of San Bernardino when the conditional right of way is available.

SEPULVEDA AVENUE



TYPICAL SECTION of Future Street Improvements on SEPULVEDA AVENUE

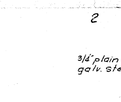

STEP DETAIL

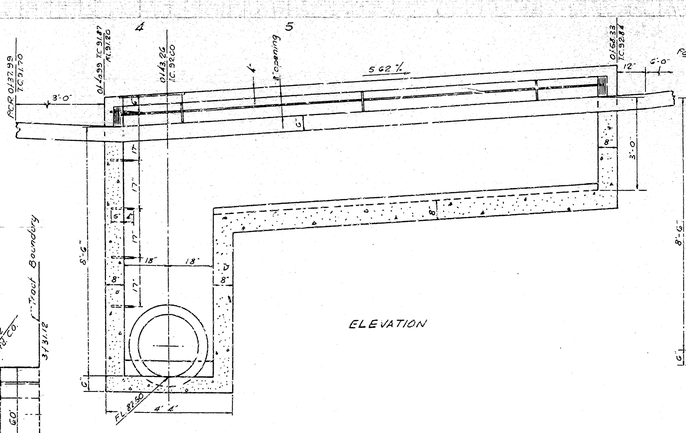

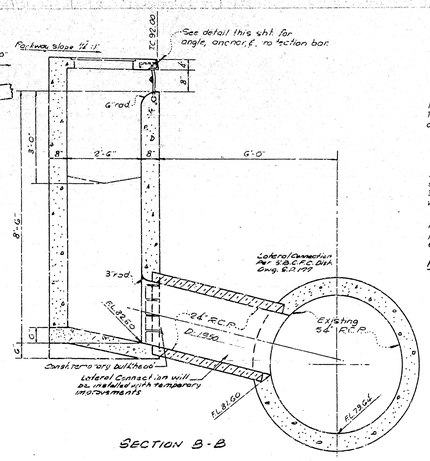

SECTION B-B

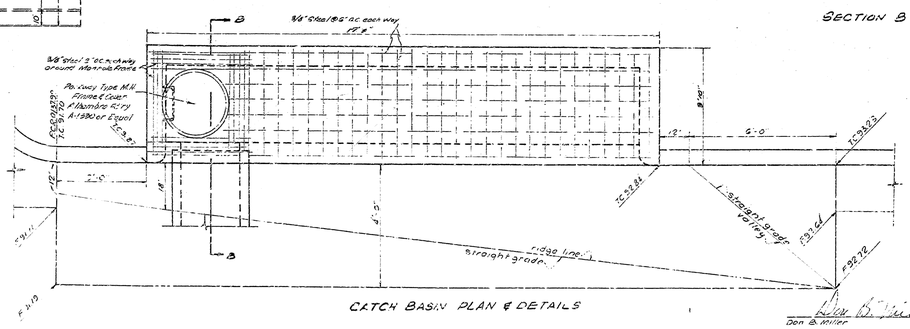

CATCH BASIN PLAN & DETAILS

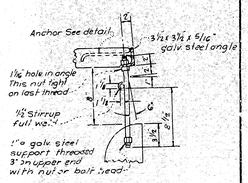

Protection Bar - 1" ø plain galv. steel bar to be placed inside 1/2" stirrup & to be embedded @ each end 5" in conc. 6" o.c. max.

PROTECTION BAR AND SUPPORT DETAIL

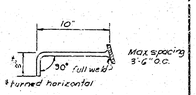

ANCHOR DETAIL

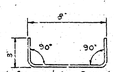

3/8" deformed bar @ each corner to be used if top is poured seperate.

DOWEL DETAIL

DEPARTMENT OF ENGINEERING
CITY OF SAN BERNARDINO

IMPROVEMENT PLANS
TRACT No 6912

SUBMITTED BY CAMPBELL & MILLER
APPROVED Aug 5 63
P. D. Jouche
ACTING
13653
Don B. Miller
C.E. No 8750

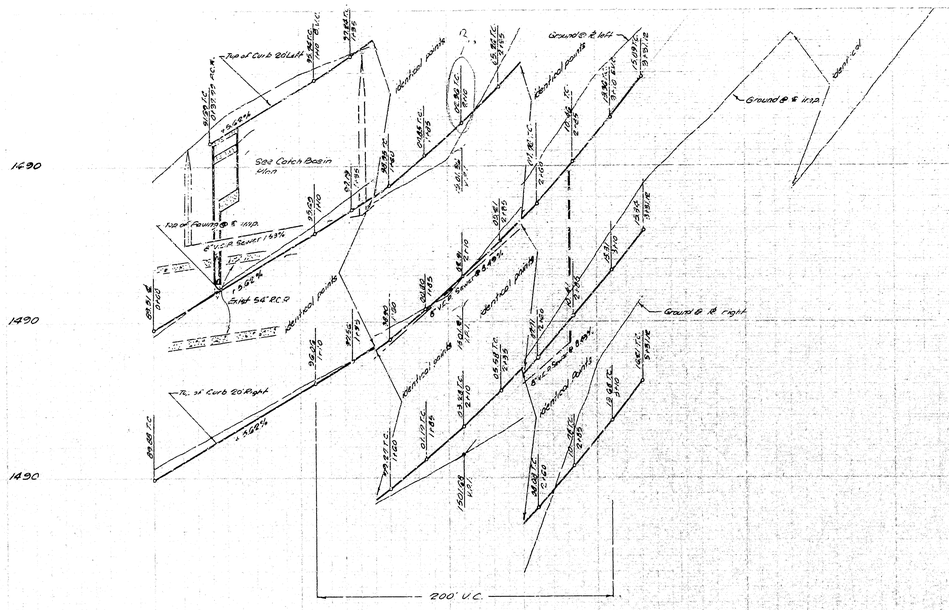

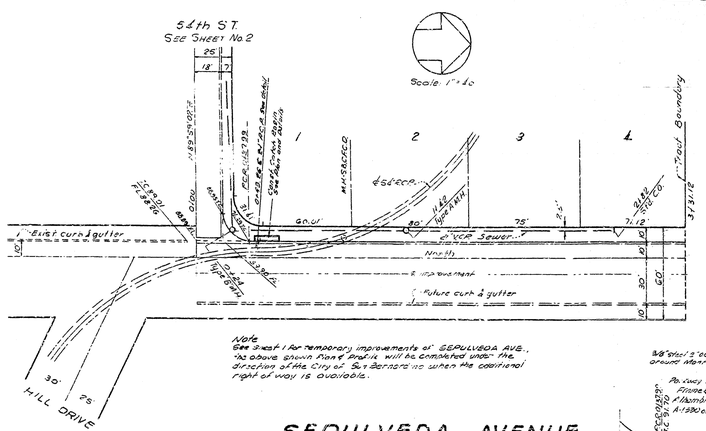

Note
See sheet 1 for temporary improvements of SEPULVEDA AVE., as above shown. Part of Street will be completed under the direction of the City of San Bernardino when the conditional right of way is available.

SEPULVEDA AVENUE



TYPICAL SECTION of Future Street Improvements on SEPULVEDA AVENUE

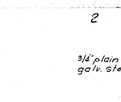

STEP DETAIL

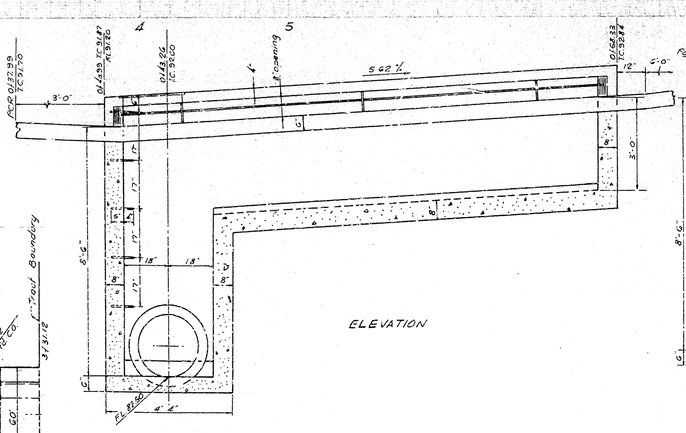

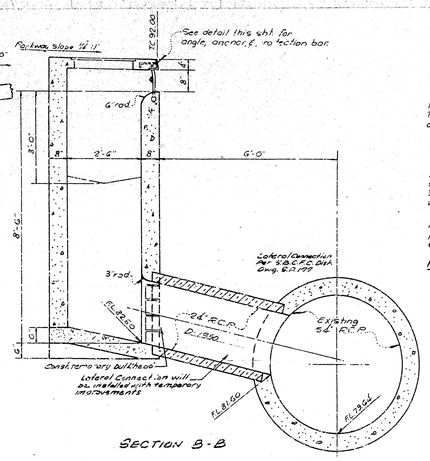

SECTION B-B

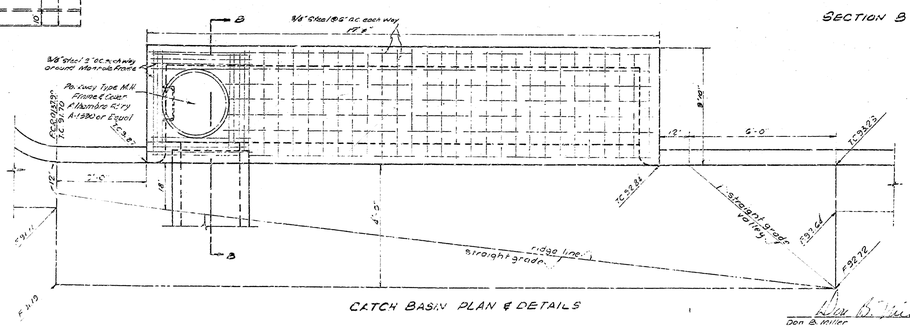

CATCH BASIN PLAN & DETAILS

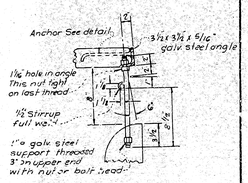

Protection Bar - 1" ø plain galv. steel bar to be placed inside 1/2" stirrup & to be embedded @ each end 5" in conc. 6" o.c. max.

PROTECTION BAR AND SUPPORT DETAIL

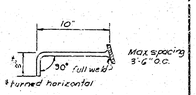

ANCHOR DETAIL

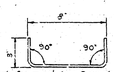

3/8" deformed bar @ each corner to be used if top is poured seperate.

DOWEL DETAIL

DEPARTMENT OF ENGINEERING
CITY OF SAN BERNARDINO

IMPROVEMENT PLANS
TRACT No 6912

SUBMITTED BY CAMPBELL & MILLER
APPROVED Aug 5 63
P. D. Jouche
ACTING
13653
Don B. Miller
C.E. No 8750

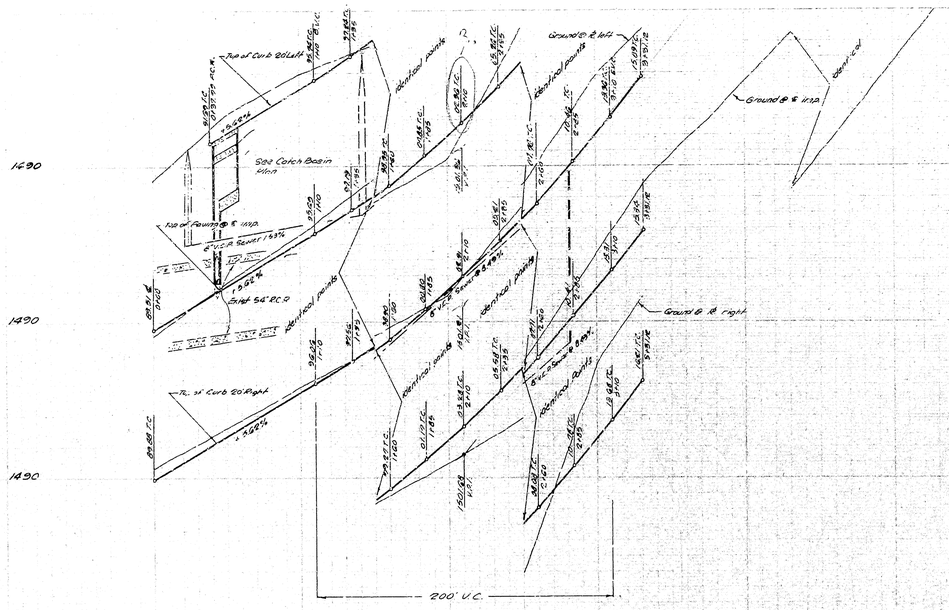

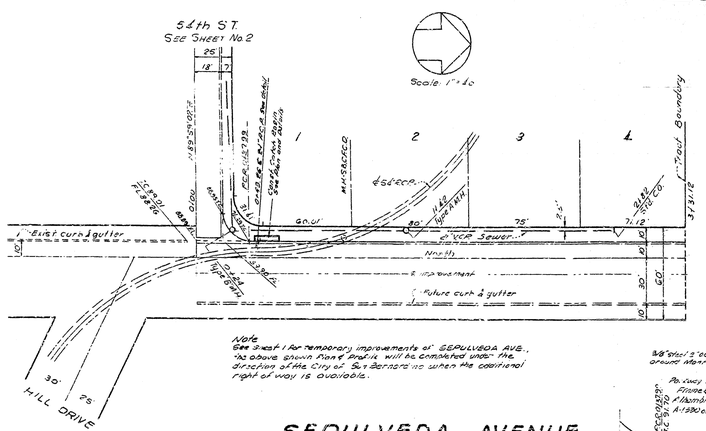

Note
See sheet 1 for temporary improvements of SEPULVEDA AVE., as above shown. Part of Street will be completed under the direction of the City of San Bernardino when the conditional right of way is available.

SEPULVEDA AVENUE



TYPICAL SECTION of Future Street Improvements on SEPULVEDA AVENUE

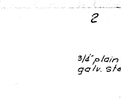

STEP DETAIL

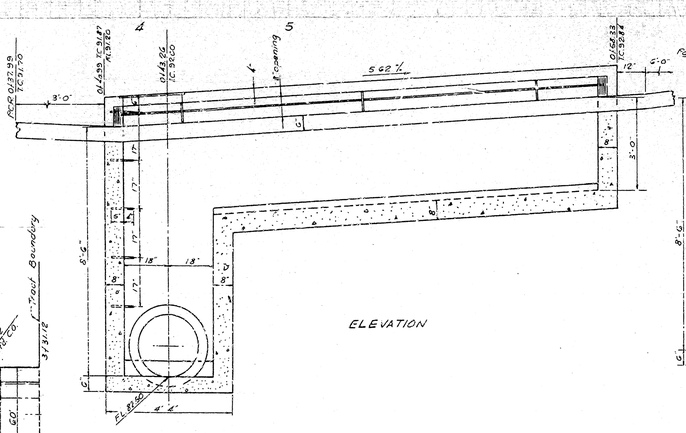

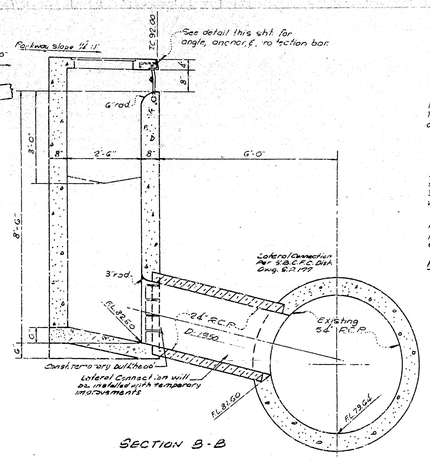

SECTION B-B

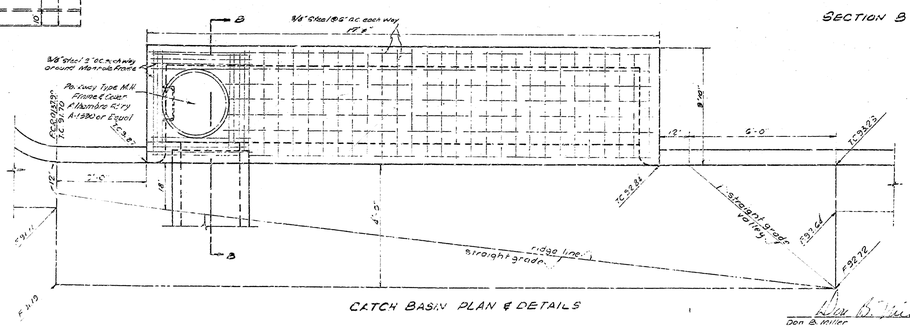

CATCH BASIN PLAN & DETAILS

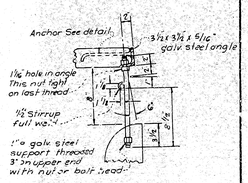

Protection Bar - 1" ø plain galv. steel bar to be placed inside 1/2" stirrup & to be embedded @ each end 5" in conc. 6" o.c. max.

PROTECTION BAR AND SUPPORT DETAIL

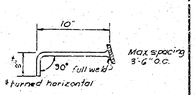

ANCHOR DETAIL

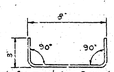

3/8" deformed bar @ each corner to be used if top is poured seperate.

DOWEL DETAIL

DEPARTMENT OF ENGINEERING
CITY OF SAN BERNARDINO

IMPROVEMENT PLANS
TRACT No 6912

SUBMITTED BY CAMPBELL & MILLER
APPROVED Aug 5 63
P. D. Jouche
ACTING
13653
Don B. Miller
C.E. No 8750